产品及应用/products applications

- 输入交流电抗器接在电源和变频器之间的，它能限制电网电压突变和操作过电压引起的电流冲击
- 有效的保护变频器并能够改善变频器的功率因数，抑制变频器输入电网的谐波电流
- 输入交流电抗器限制以谐波形式出现的电路反馈
- 它们还可以降低因为转换直流连接电容器中的输入整流器而导致的交流电流及其频率

技术参数/Specification

额定电压 Rated voltage	温升 Temperature rise	抗电强度 Dielectric strength	绝缘等级 Insulation class	工作温度 Operating temperature
380VAC	65K	3500VAC/50Hz/10mA/10s无飞弧击穿	F/H	-30~+45°C

额定电流 Rated current	海拔高度 Altitude	过载能力 Overload capacity	基波频率 Fundamental frequency	环境等级 Environmental rating
3A~5600A	＜1000米	1.35 times the rated current for 1 minute	50/60HZ	IP00

电抗器型号	图号	适配功率 KW	额定电流 A	压降 V	电感 mH	重量 Kg	外型尺寸			安装尺寸		
							L	W	H	A	B	安装孔
SLK-5-2.8	A	1.5	5	4.4	2.8	2.8	120	90	130	80	60	8×12
SLK-10-1.4		2.2	10	4.4	1.4	3.2	150	90	150	80	60	8×12
SLK-15-0.934		3.7	15	4.4	0.934	3.5	150	100	155	80	60	8×12
SLK-15-0.934		5.5	15	4.4	0.934	3.5	150	100	155	80	60	8×12
SLK-20-0.7		7.5	20	4.4	0.7	3.8	150	100	155	80	65	8×12
SLK-30-0.467	B	11	30	4.4	0.467	6.2	185	120	155	95	70	8×12
SLK-40-0.35		15	40	4.4	0.35	6.8	185	125	155	95	70	8×12
SLK-50-0.28		18.5	50	4.4	0.28	7.0	185	130	155	95	70	8×12
SLK-60-0.233		22	60	4.4	0.233	7.8	185	135	155	95	80	8×12
SLK-80-0.175		30	80	4.4	0.175	12	235	145	180	170	85	10×20
SLK-110-0.127		37	110	4.4	0.127	12.6	235	150	180	170	85	10×20
SLK-125-0.112		45	125	4.4	0.112	13	235	155	180	170	85	10×20
SLK-150-0.0934	C	55	150	4.4	0.0934	14	210	150	210	150	95	7×16
SLK-200-0.07		75	200	4.4	0.07	15	210	150	210	150	95	7×16
SLK-250-0.056		90	250	4.4	0.056	23	250	160	240	170	110	9×20
SLK-275-0.051		110	275	4.4	0.051	24	250	160	240	170	110	9×20
SLK-330-0.042		132	330	4.4	0.042	25	250	165	240	170	110	9×20
SLK-450-0.031		160	450	4.4	0.031	27	250	170	290	170	110	9×20
SLK-500-0.028		200	500	4.4	0.028	28	250	180	290	170	110	9×20
SLK-540-0.026		220	540	4.4	0.026	33	290	180	300	200	130	10×20
SLK-625-0.0224		250	625	4.4	0.0224	34	300	200	300	200	130	10×20
SLK-700-0.02		280	700	4.4	0.0224	44	330	220	300	180	130	10×20
SLK-800-0.0175		315	800	4.4	0.0175	47	330	240	320	180	130	12×20
SLK-1000-0.014	D	380	1000	4.4	0.014	60.5	330	255	320	180	130	12×20
SLK-1200-0.0117		500	1200	4.4	0.0117	74	360	240	350	310	190	Φ13
SLK-1600-0.0088		630	1200	4.4	0.0088	95	390	300	380	310	190	Φ13

外型尺寸/Housing and dimensions:（mm）

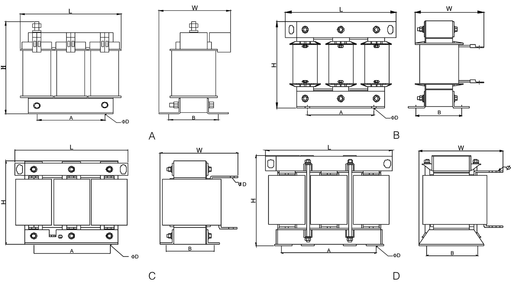

解决方案/Technology Is Introduced

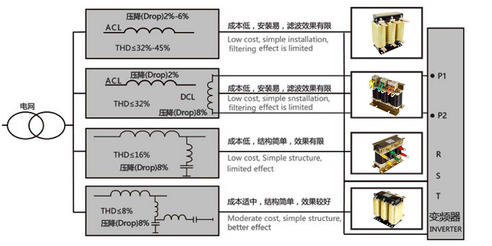

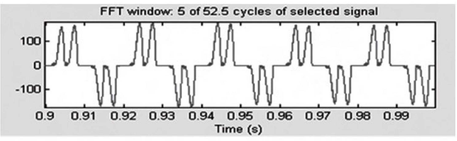

正常变频器输入端电流波形图
Conventional Inverter input current waveform

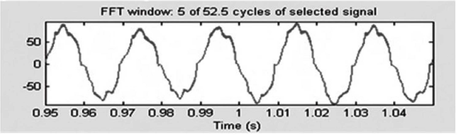

加谐波滤波器变频器输入端电流波形图
The inverter input current waveformwith Harmonic Filter

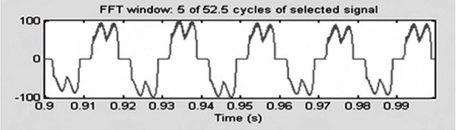
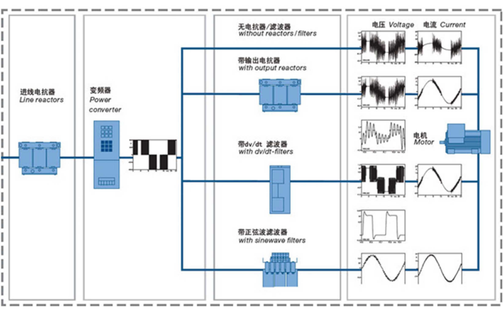
加输入电抗器变频器输入端电流波形图
The inverter input current waveform with Input Reactor